



## Critical Information Summary

# 100 Phone Number Range Plan

This Critical Information Summary sets out the important information you need to know about your plan. It covers things like the length of contract, how much you need to pay, what's included and what's not.

## About the service

UNIVOX voice plans include 1 x Australian (02), (03), (07) or (08) local phone number.

This plan gives you access to an additional 100 consecutive Australian local phone numbers which can be connected to your UNIVOX voice service to make and receive phone calls. This CIS sets out pricing and special conditions that apply to your 100 Phone Number Range Plan.

### Connection and availability

To use this service, you'll need an active UNIVOX Cloud PBX 10 Plan, Cloud PBX 20 Plan, Softphone 10 Plan, Softphone 20 Plan, or Conference Call Plan.

### What's included in your plan

Your 10 Phone Number Range Plan includes:

- One-hundred (100) consecutive Australian 02, 03, 07 or, 08 local phone numbers.

### Number transfer (Porting)

You can transfer existing phone numbers from most Australian carriers to UNIVOX for use with your 100 Phone Number Range Plan. The following charges and timeframes apply when transferring your existing numbers from your current carrier to us.

Description	Timeframe	Charge
6 - 100 numbers	4 to 6 days	\$165 per application

## About pricing

Monthly Plan Charge	\$50 billed in advance
---------------------	------------------------

Activation charge	\$0
-------------------	-----

Minimum term	1-month
--------------	---------








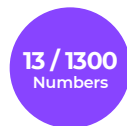
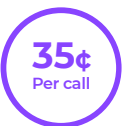



Minimum cost	\$50 over 1-month
--------------	-------------------

### Early termination charge

You can cancel your plan at any time, there is no early termination charge.

### Call charges

The following call rates are charged to your account for calls made using your 100 phone number range.

Call from	Call to	Call rate
		
		
		
		

Calls are charged in 30 second increments  
All pricing in the CIS includes GST





## Other information

### Fair use policy

You must comply with our Fair Use Policy available at [univox.com.au/fair-use-policy](http://univox.com.au/fair-use-policy). We may suspend or cancel your service if you breach our Fair Use Policy.

### Connection time frames

Once your application is accepted by us we will try to connect your service on the date you ask for however, this may not always be possible.

### Your first bill

Pricing in this CIS is for a monthly full billing cycle. Your first bill will include your Minimum Monthly Charge in advance. If you started or changed your plan part way through a billing period your bill will also include a pro rata charge based on your Minimum Monthly Charge divided by the number of days remaining in the current billing period.

### Manage your account online

You can update your contact details, order services, cancel existing services, create support tickets, view and download bills, charges and transaction history by signing into your online account portal 24 hours a day, 7 days a week available at [univox.com.au/my-account](http://univox.com.au/my-account).

### Contacting UNIVOX

If you have questions about our services or charges please call us on 1800 100 800 or send us a message online at [univox.com.au/contact](http://univox.com.au/contact).

## Complaints or disputes

We will take all reasonable steps to resolve complaints within 21 days. If you need to make a complaint please call us on 1800 100 800 or send us a message online at [univox.com.au/contact](http://univox.com.au/contact). If we can't resolve your complaint you can contact the Telecommunications Industry Ombudsman at [tio.com.au](http://tio.com.au)

## Terms and conditions

This is a summary only – the full legal terms for your service are contained in our Customer Terms available at [univox.com.au/customer-terms](http://univox.com.au/customer-terms).